






Rhyme Time Anytime



Once I Caught a Fish Alive!

One, two, three, four, five
Once I caught a fish alive!
Six, seven, eight, nine, ten
Then I let it go again.
Why did you let it go?
Because it bit my finger so!
Which finger did it bite?
This little finger on my right.



Craft

You will find the printable Craft and instructions on page 3. If you don't have a printer, come to the Ask Me Desk and we will print a copy of the craft for you.


Rhyme Time Anytime

Videos


I Caught a Fish Alive! Present By: Rolling Meadows Library - Rhyme Time Anytime <https://youtu.be/oysUjAZC14wI>

1, 2, 3, 4, 5, Once I Caught a Fish Alive! | CoComelon Nursery Rhymes & Kids Songs <https://youtu.be/foI-940eqGo>


Books to Read




Hooray for Fish
by Lucy Cousins




Swallow the Leader
by Danna Smith




Bear and Hare Go Fishing
by Emily Gravett



Just Fishing with Grandma
by Mercer Mayer



Fish: A Question and Answer Book
by Isabel Martin



Go Fish!
by Tammi Sauer

Craft

You will need:

Pencil
Markers or Crayons
Glue
Beans, Noodles, Pebbles,
Buttons etc.
Scissors


Instructions:


1. Trace your hand on the paper in the space below.
2. Draw a happy face and color your hand-fish.
3. Put two lines of glue on your fish.
4. Put your beans or buttons on the lines of glue to look like fish scales.
5. Let the glue dry.
6. Cut out your hand fish.


Have fun!





Let's learn to count


1  one

2  two


3  three


4  four


5  five

6  six

7  seven

8  eight

9  nine

10  ten